


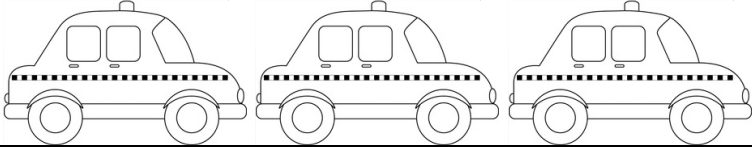



Name:

Date:

Target: I can use a pictogram to answer questions.

This **pictogram** shows how many taxis were in Matt the mechanic's garage last week. How many taxis were in the garage each day?

Day of the week	Amount of taxis	Number
Monday		
Tuesday		
Wednesday		
Thursday		
Friday		

Use the **pictogram** to answer these questions. Remember to read the questions carefully!

How many taxis were in the garage **altogether**?

.....

How many more taxis were in the garage on **Monday** than on **Tuesday**?

.....

How many taxis were there **altogether** on **Tuesday** and **Wednesday**?

.....

If there had been **3 more** vans on **Tuesday** how many vans would there have been?

.....

On Thursday there were **3** vans. On which day was there **double this** amount of vans?

.....

Me:	Learning Objective:	Teacher:
	I can use a pictogram to answer questions.	

