





Name:

Date:

Target: I can use a pictogram to answer questions.

This **pictogram** shows how many vans were in Matt the mechanic's garage last week.

How many vans were in the garage each day?

Day of the week	Amount of vans	Number
Monday		
Tuesday		
Wednesday		
Thursday		
Friday		

Use the **pictogram** to answer these questions. Remember to read the questions carefully!

How many vans were in the garage **altogether**?

.....

How many more vans were in the garage on **Monday** than on **Tuesday**?

.....

How many vans were there **altogether** on **Thursday** and **Friday**?

.....

If there had been **1 more** van on **Tuesday** how many vans would there have been?

.....

On Monday there were **3** vans. On which day was there **double this** amount of vans?

.....

Me:	Learning Objective:	Teacher:
	I can use a pictogram to answer questions.	