


Early Phonics


Becky Jeffery




Objectives

- ◆ Why do we teach phonics?
 - ◆ How we teach phonics in the classroom.
 - ◆ How you can support your child at home.
- 
- A stylized, dark teal silhouette of a mountain range is positioned in the bottom right corner of the slide, adding a decorative element to the background.

What is Phonics?

- ◆ 'Relationship between letters and phonemes to decode words for reading and encode words when spelling.'
 - ◆ Reading develops through phonics.
 - ◆ Pronunciation of sounds.
 - ◆ Sounds, not names!
- 
- A stylized, dark teal silhouette of a mountain range is positioned in the bottom right corner of the slide, extending from the right edge towards the center.

How we teach phonics!!

- ◆ Letters and Sounds.
 - ◆ Cued Articulation
 - ◆ Sound Buttons.
 - ◆ Lotto.
 - ◆ Songs.
 - ◆ Mat Game.
- 
- A stylized, dark teal silhouette of a mountain range is located in the bottom right corner of the slide, adding a decorative element to the background.


Cued Articulation

- ◆ It is a set of hand cues for teaching the individual sounds in a word. The hand movements are logical – each hand movement represents one sound and the cue gives clues as to how and where the sound is produced.
- ◆ <https://www.youtube.com/watch?v=BPLnfNciLbA>

Jane Passy

- ◆ Jane Passy devised the cues while working with a group of children with severe speech and language problems. These children had problems in auditory recall and needed a visual aid to learning. Teachers found that not only did using the cues help the children with difficulties, but it raised the sound awareness skills of everyone in the class. Jane developed the system to include 26 consonants and 23 vowel sounds.


Supporting reading.

- ◆ How can home reading books support phonics?
 - ◆ Repetitive texts.
 - ◆ Scaffolding and coaching.
- 
- A stylized, dark teal silhouette of a mountain range is positioned in the bottom right corner of the slide, adding a decorative element to the background.

Websites

- ◆ <http://www.letters-and-sounds.com/phase-2.html>
- ◆ http://www.kenttrustweb.org.uk/kent/tict/content/games/phaseTwoAs1_v2.html
- ◆ Education City – Letters and Sounds

What can you do at home?

- ◆ I spy.
 - ◆ Hangman.
 - ◆ Text in everyday life.
 - ◆ Number plates.
 - ◆ Magnetic letters.
 - ◆ Games, lotto etc.
 - ◆ Sharing books.
 - ◆ Practising sounds.
 - ◆ Little and often.
 - ◆ Any questions.
- 
- A stylized, dark teal silhouette of a mountain range is located in the bottom right corner of the slide, adding a decorative element to the background.