

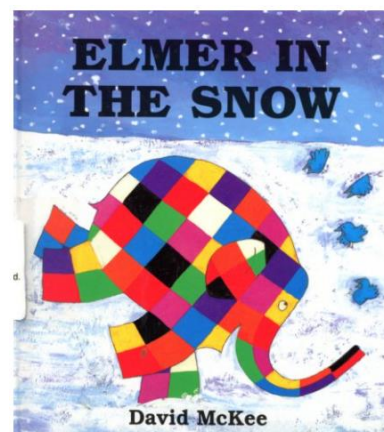
Apple and Lime Home Learning

Week Commencing 01.02.2021

Elmer in the Snow

This week we are focusing on the story 'Elmer in the Snow' by David McKee. You can listen to the story using the link below:

<https://www.youtube.com/watch?v=zgZj1zB3278>



Please email your work (as attachments) daily to bjeffery@bgpschool.kent.sch.uk or ghemsley@bgpschool.kent.sch.uk or upload them to tapestry.

MONDAY:

Phonics – 1) Recall all Phase 2 phonemes and last week's Phase 3 phonemes. Your child should be able to give you the sound for each of these graphemes: **s, a, t, p, i, n, m, d, g, o, c, k, ck, e, u, r, h, b, f, ff, l, ll, and j, v, w, x, y, z, zz, qu, sh, ch, th, ng, ai, ee, oo, oo, oa, ar, or.** Practice reading the Phase 2 tricky words: **I, to, no, go, into, the** and Phase 3 high frequency words: **he, she, we, me, be, was, my, you, her, they, all, are, for, too, this, that** (tricky words cannot be sounded out, they must be read by sight. The easiest way to practise these is to make flash cards – 1 word on each piece of paper)

2) Introduce next phoneme: **igh**

Talk about words with the trigraph igh. Join Geraldine the Giraffe:

<https://www.youtube.com/watch?v=OYCR2RZ4ZYY>

3) Can your child find the phonemes for **high, sigh, light, night?** (use the phoneme mats for Phase 2 and 3 and point to the graphemes, or have the phonemes on pieces of paper or even toys for your child to manipulate into position.

4) Can your child read/sound out these words: **tight, might, right, sight?**

5) Read this sentence aloud for your child to write, referring to the phase 2 and 3 sound mats if needed. **The night is not light.**



Write Stuff – Read the first page/Watch first page of Elmer in the Snow. Then encourage your child to talk about how the group of elephants were feeling. Think of ideas for the missing word in the sentence below (It is a 'feeling' fantastic). Choose your favourite and write it down.



The group of elephants felt _____. (unhappy, sad, upset, grumpy, etc) *Now read your sentence aloud together.*

Now listen to the *next few pages (up to 1:40) up to and including, 'The elephants roared with laughter as they played in the snow.* Discuss what kinds of playing they enjoy doing in the snow and think of some other words to described what they elephants did. Get them to write down the missing words in this 'action' sentence:



The elephants roared with laughter as they _____ (played, rolled, stamped, etc.) together. *Now read your sentence aloud together.*

Maths – This week we will continue with the lessons from Oak National Academy on numbers within 20.

Lesson 1 – In this lesson you will count up to 20 objects and look at the order of numbers to 20 on a number line. You will need: counting objects (like little discs or tiny cubed lego or pencils) and a 0-20 number line (see PDF)



<https://classroom.thenational.academy/lessons/counting-objects-up-to-20-6rrkgc>

TUESDAY:

Phonics – 1) Recall all Phase 2 phonemes and last week's Phase 3 phonemes. Your child should be able to give you the sound for each of these graphemes: **s, a, t, p, i, n, m, d, g, o, c, k, ck, e, u, r, h, b, f, ff, l, ll, and j, v, w, x, y, z, zz, qu, sh, ch, th, ng, ai, ee, oo, oo, oa, ar, or, igh.** Practice reading the Phase 2 tricky words: **I, to, no, go, into, the** and Phase 3 high frequency words: **he, she, we, me, be, was, my, you, her, they, all, are, for, too, this, that** (tricky words cannot be sounded out, they must be read by sight. The easiest way to practise these is to make flash cards – 1 word on each piece pf paper)

2) Introduce next phoneme: **ur**. Talk about words that have ur. Join Mr Mc for 'Flying with Phonics':

[Phonics lesson 3: Phase 3: 'ur' - YouTube](#)

3) Can your child find the phonemes for **fur, burn, burp, curl?**

4) Can your child read/sound out these words: **surf, urn, hurt, turn?**

5) Read this sentence aloud for your child to write (no copying!) **Do not burn the turnip.**

Write Stuff – Read up to and including, 'Soon the elephants were slipping and sliding and crashing and falling (to 2:12). Then encourage your child to talk about a variety of synonyms for and think of the missing words for the 'action' sentence below.



Soon the elephants were _____ _ _____. (slipping and sliding, crashing and falling, rolling and tumbling, etc) *Now read your sentence aloud together.*

Read up unit, 'Then he touched the white elephant and a piece fell off (to 2:47). Find some words that will fit into this 'noticing' sentence:



Then he touched the white elephant and _____ (a piece fell off, it cracked, it crumbled, it broke). *Now read your sentence aloud together.*

Maths – Lesson 2 – In this lesson you will place number cards to 20 in order to create a number line. See Number cards 0-20 PDF

<https://classroom.thenational.academy/lessons/ordering-numbers-up-to-20-6rt3ad>

WEDNESDAY:

Phonics – 1) Recall all Phase 2 phonemes and last week's Phase 3 phonemes. Your child should be able to give you the sound for each of these graphemes: **s, a, t, p, i, n, m, d, g, o, c, k, ck, e, u, r, h, b, f, ff, l, ll, and j, v, w, x, y, z, zz, qu, sh, ch, th, ng, ai, ee, oo, oo, oa, ar, or, igh, ur.** Practice reading the Phase 2 tricky words: **I, to, no, go, into, the** and Phase 3 high frequency words: **he, she, we, me, be, was, my, you, her, they, all, are, for, too, this, that** (tricky words cannot be sounded out, they must be read by sight. The easiest way to practise these is to make flash cards – 1 word on each piece of paper

2) Introduce next phoneme: **ow.** Talk about words that have ow. Join Mr Mc for 'Flying with Phonics':

[Phonics lesson 6: phase 3: 'ow' \(cow pow\) - YouTube](#)

3) Can your child find the phonemes for **sow, how, down, towel?**

4) Can your child read/sound out these words: **owl, now, pow, town?**

5) Read this sentence aloud for your child to write (no copying!) That cow is big and brown.

Write Stuff – Read up to and including "I know where Elmer is," chuckled another. (to 2:55) Then encourage your child to talk about a variety of synonyms for chuckled. Think of the missing words for the 'speaking' sentence below.



"I know where Elmer is," _____ (chuckled, laughed, giggled, etc) another. *Now read your sentence aloud together.*

Read to the end of the story. Find some words for this 'feeling' sentence that describe how Elmer is feeling.



Elmer felt _____ (happy, pleased, etc). *Now read your sentence aloud together.*

Maths – Lesson3 – In this lesson you will sort your objects and compare the groups of objects. You will need 10 small objects and 2 containers.

<https://classroom.thenational.academy/lessons/developing-a-sense-of-10-cmvkit>

THURSDAY: oi

Phonics – 1) Recall all Phase 2 phonemes and last week's Phase 3 phonemes. Your child should be able to give you the sound for each of these graphemes: **s, a, t, p, i, n, m, d, g, o, c, k, ck, e, u, r, h, b, f, ff, l, ll, and j, v, w, x, y, z, zz, qu, sh, ch, th, ng, ai, ee, oo, oo, oa, ar, or, igh, ur, ow.** Practice reading the Phase 2 tricky words: **I, to, no, go, into, the** and Phase 3 high frequency words: **he, she, we, me, be, was, my, you, her, they, all, are, for, too, this, that** (tricky words cannot be sounded out, they must be read by sight. The easiest way to practise these is to make flash cards – 1 word on each piece of paper)

2) Introduce next phoneme: **oi**. Talk about words with oi. Join Mr Mc for 'Flying with Phonics':


[Phonics lesson 7: phase 3: 'oi' - YouTube](#)

3) Can your child find the phonemes for **coin, oil, foil, soil?**

4) Can your child read/sound out these words: **tinfoil, join, toil, boil?**

5) Read this sentence aloud for your child to write (no copying!) **The coin is in the ship.**

Write Stuff – Non-fiction Thursday—Looking at the All About Elephants PDFs, talk about the variety of habitats, appearance and habits of elephants. Choose your favourite two facts and begin to create an illustrated fact file about elephants. You will finish it tomorrow.



Maths - Lesson 4 – In this lesson, we are going to explore place value using objects. You will use a tens frame to place objects and to help count them. You will need 20 objects for counting (2 sets of 10 objects) and number cards up to 10 and 2 tens frame (see PDF)

<https://classroom.thenational.academy/lessons/exploring-place-value-68tpcd>

Friday: recap

Phonics – 1) Recall all Phase 2 phonemes and last week's Phase 3 phonemes. Your child should be able to give you the sound for each of these graphemes: **s, a, t, p, i, n, m, d, g, o, c, k, ck, e, u, r, h, b, f, ff, l, ll, and j, v, w, x, y, z, zz, qu, sh, ch, th, ng, ai, ee, oo, oo, oa, ar, or, igh, ur, ow, oi.** Practice reading the Phase 2 tricky words: **I, to, no, go, into, the** and Phase 3 high frequency words: **he, she, we, me, be, was, my, you, her, they,**

all, are, for, too, this, that (tricky words cannot be sounded out, they must be read by sight.)

2) Phonics Pop: on the menu, click the phonemes you like to practice looking for:

<https://www.ictgames.com/phonicsPop/index.html>


3) T-rex game Yes No silly questions: click on the digraphs you have been looking at this week and last.

<https://www.ictgames.com/mobilePage/tellATRex/index.html>

4) Choose the phonemes you need to practise. Read the words on the coins to decide whether or not they are real words.

<https://www.phonicsplay.co.uk/resources/phase/2/buried-treasure>

Write Stuff – Non-fiction Friday—Recalling the All About Elephants facts, or revisiting, your child can remind you about their chosen facts. They should then finish writing and illustrating their fact file.



Maths - Lesson 5 – In this lesson, we are going to play a game called ‘Park the car.’ Reggie will park his car on a hidden number. He will give you a ‘one more than’ clue and you will have to calculate the number of his parking space. You can play this game with a small toy at home.

<https://classroom.thenational.academy/lessons/finding-one-more-than-a-number-to-20-6mw38c>

Other activities to sprinkle throughout your week of home learning:

RED lolly sticky activity

PD – Moving and handling

1. Cut out an Elmer or grey elephant mask or create your own OR
2. P.E. videos by Pass

<https://www.passltd.org/copy-of-hl-year-1-2-1>

ORANGE lolly stick activity

UW – Looking closely at similarities, difference, patterns and change

Label the parts of an elephant

YELLOW lolly stick activity

Writing

Use the fantastic symbols and write some sentences about our Elmer in the Snow story (or your own story) in a little booklet.

GREEN lolly stick activity

UW – *Looking closely at similarities, difference, patterns and change*

Science rainbow experiment

BLUE lolly stick activity

MATHS -*number*

Elephant addition

PURPLE lolly stick activity

EAD – *Exploring and using media and materials*

Colour a patchwork elephant like ELmer

FYI Write Stuff ‘FANTASTICS’:



FEELING



ASKING



NOTICING



TOUCHING



ACTION



SMELLING



TASTING



IMAGINING



CHECKING

These stickers help the children remember what to write about.

