


# Apple and Lime Home Learning

## Week Commencing 01.03.2021

### Grandad's Island

This week we are focusing on the story 'Grandad's Island' by Benji Davies. You can listen to the story using the link below:

[https://www.youtube.com/watch?v=K9\\_KC3s3lRw](https://www.youtube.com/watch?v=K9_KC3s3lRw)



**Please make sure to upload to Tapestry the photos of your child's contribution to the work listed below, unless we have seen their work during the live lessons. Every effort of your child goes towards building their individual Learning Journey, which will be assessed at the end of the academic year.** Alternatively, you may email their work (as attachments) daily to [bjeffery@bgpschool.kent.sch.uk](mailto:bjeffery@bgpschool.kent.sch.uk) or [ghemsley@bgpschool.kent.sch.uk](mailto:ghemsley@bgpschool.kent.sch.uk). Do ask if you need any help with the learning tasks listed.

### MONDAY:

**Phonics – 1)** Use flashcards and play games to practise the quick recall of all of the phase 2 and 3 graphemes. Your child should be able to say the phoneme for each one.

**2)** Practice reading the Phase 2 and Phase 3 high frequency words by playing games using the flashcards.

**3)** Read sentences on Phonics PDF 'At the River'.

**4)** Write a sentence.

*The pig will go for a swim.*

a	an	as	at	if	in
is	if	of	off	on	can
dad	had	back	and	get	big
him	his	not	got	up	mum
but	the	to	I	no	go
into					

will	that	this	then	them	with
see	for	now	down	look	too
he	she	we	me	be	was
you	they	all	are	my	her

**Writing** Join the live session at 9:30 – we will guide your child through today's learning using The Write Stuff Approach. The session will be recorded and later emailed to you.

Alternatively, read up to and including 'It was full of old boxes and things that Grandad had collected from all around the world.'

Write down some of your own words to describe Grandad's attic.



What was the attic like?

Then look at the words that Granny Fantastic has thought of.



musty



scratched

battered

dusty

Choose your favourite words to describe Grandad's attic.



Look at this sentence that has been modelled by your teacher.



*Grandad's musty attic was full of his treasures: his gramophone, his hat and his battered suitcase.*

Now write a sentence of your own.



**Maths** – This week we will follow the lessons from Oak National Academy on addition and subtraction within 20.

**Lesson 1** – In this lesson we will be combining two quantities to find the totals:

<https://classroom.thenational.academy/lessons/combining-2-quantities-to-find-the-totals-6mr3jr>

**Reading** Join the live session at 1:00 – we will guide your child through today's learning using BGPS techniques. The session will be recorded and later emailed to you along with the pdf.

## TUESDAY:

**Phonics – 1)** Use flashcards and play games to practise the quick recall of all of the phase 2 and 3 graphemes. Your child should be able to say the phoneme for each one.

**2)** Practice reading the Phase 2 and Phase 3 high frequency words by playing games using the flashcards.

**3)** Play **sentence substitution** using 2 or 3 ideas from Phonics PDF.

**4)** Write a sentence.

Can you sail the boat?

**Writing** Join the live session at 9:30 – we will guide your child through today’s learning using The Write Stuff Approach. The session will be recorded and later emailed to you.

Alternatively, read up to and including “Steady as she goes!” boomed Grandad.’

Think of alternative words Grandad could say.



*What did Grandad say?*

Then look at the words that Granny Fantastic has thought of.



*all aboard*

*let's go*

*ahoy there*

Choose your favourite words.



Look at this sentence that has been modelled by your teacher.



*"All aboard!" shouted Grandad*

Now write a sentence of your own.



**Maths – Lesson 2** – In this lesson we will be exploring addition by adding on.

<https://classroom.thenational.academy/lessons/exploring-addition-by-adding-on-c8wkgd>

**Reading** Join the live session at 1:00 – we will guide your child through today’s learning using BGPS techniques. The session will be recorded and later emailed to you along with the pdf.

### **WEDNESDAY:**

**Phonics – 1)** Use flashcards and play games to practise the quick recall of all of the phase 2 and 3 graphemes. Your child should be able to say the phoneme for each one.

**2)** Practice reading the Phase 2 and Phase 3 high frequency words by playing games using the flashcards.

**3)** Read sentences on Phonics PDF ‘**In the woods.**’

**4)** Write a sentence.

The fox is looking for rabbits to eat.

**Writing** Join the live session at 9:30 – we will guide your child through today’s learning using The Write Stuff Approach. The session will be recorded and later emailed to you.

Alternatively, read up to ‘Syd wished they could stay forever.’  
Write down some of your own words to describe the island.



What did Grandad think of  
the island?

Then look at the words that Granny Fantastic has thought of.



picturesque



perfect

paradise

idyllic

blissful

wondrous

Choose your favourite words to describe the island.



Look at this sentence that has been modelled by your teacher.



*"I love this place; It's so wondrous; I feel happy here; This place is a perfect paradise." thought Grandad.*

Now write a sentence of your own.



**Maths – Lesson 3** – In this lesson we will be exploring subtraction as partitioning.

<https://classroom.thenational.academy/lessons/exploring-subtraction-as-partitioning-6gv62c>

**Reading** Join the live session at 1:00 – we will guide your child through today's learning using BGPS techniques. The session will be recorded and later emailed to you along with the pdf.

#### **THURSDAY:**

**Phonics – 1)** Use flashcards and play games to practise the quick recall of all of the phase 2 and 3 graphemes. Your child should be able to say the phoneme for each one.

**2)** Practice reading the Phase 2 and Phase 3 high frequency words by playing games using the flashcards.

**3)** Play **sentence substitution** using 2 or 3 ideas from Phonics PDF.

**4)** Write a sentence.

[Join me at the chip shop.](#)

**Writing** Join the live session at 9:30 – we will guide your child through today's learning using The Write Stuff Approach. The session will be recorded and later emailed to you.

Alternatively, read up to 'Everyone came to wave goodbye.'

Write down some of your own words to describe Syd's Grandad.



What was Syd's Grandad like?

Then look at the words that Granny Fantastic has thought of.



kind

fun

caring

tender

knowledgeable

affectionate

Choose your favourite words to describe Syd's Grandad.



Look at this sentence that has been modelled by your teacher.



Grandad handed Syd his special hat, it would always remind him of his kind-hearted Grandad.

Now write a sentence of your own.



**Maths - Lesson 4** – In this lesson we will look exploring subtraction as take away.

<https://classroom.thenational.academy/lessons/exploring-subtraction-as-takeaway-ctj64r>

**Reading** Join the live session at 1:00 – we will guide your child through today's learning using BGPS techniques. The session will be recorded and later emailed to you along with the pdf.

**Friday:**

**Phonics – 1)** Use flashcards and play games to practise the quick recall of all of the phase 2 and 3 graphemes. Your child should be able to say the phoneme for each one.

**2)** Practice reading the Phase 2 and Phase 3 high frequency words by playing games using the flashcards.

**3)** Read 5 sentences on Phonics PDF **'Yes/No Questions'**

**4)** Write a sentence.

Can I dash to the sweet shop?

**Writing** Join the live session at 9:30 – we will guide your child through today's learning using The Write Stuff Approach. The session will be recorded and later emailed to you.

Alternatively, read up to the end of Grandad's Island.

Write down some of your own words to describe how Syd opens the letter.



What did Syd find?

Then look at the words that Granny Fantastic has thought of.



*tore*




*clawed*

*ripped*

*peeled*

*sliced*

Choose your favourite words to describe how the letter was opened.




Look at this sentence that has been modelled by your teacher.



*Syd found a letter under Grandad's hat, he prised it open.*

Now write a sentence of your own.



**Maths - Lesson 5** – This lesson we will be comparing two sets of objects using more or fewer.

<https://classroom.thenational.academy/lessons/comparing-2-sets-of-objects-using-more-or-fewer-75k62t>

**Reading** Join the live session at 1:00 – we will guide your child through today’s learning using BGPS techniques. The session will be recorded and later emailed to you along with the pdf.

**Other activities to sprinkle throughout your week of home learning:**

**RED lolly stick activity**

**PD – Moving and handling**

1. Use shapes to make a ship. You could even make a 3D one!
2. P.E. videos by Pass

<https://www.passltd.org/copy-of-hl-year-1-2-1>



**ORANGE lolly stick activity**

**PSED – Talk about how they and others show feelings.**

Syd will never see his Grandad again. How might this make him feel? How do we feel when we have to say goodbye to somebody that we love?

**YELLOW lolly stick activity**

**Writing**

Use the fantastic symbols and write some sentences about Grandad’s Island (or your own story) in a little booklet.

**Reading**

Try completing some of the rhyming poems about jungle animals. (see PDF)

**GREEN lolly stick activity**

**UW – Make observations of animals and plants and explain why some things occur and talk about changes.**

Find out about Jungle Animals and make a fact file or book. (see PDF)

OR

Try one of the four science experiments (see PDFs)

**BLUE lolly stick activity**

**MATHS -number**

I spy and add to 20 jungle and rainforest activity (see PDF)



## **PURPLE lolly stick activity**

### **EAD – Exploring and using media and materials**

- Look at photos of the jungle (or tropical islands) and use these as the starting point for your own pictures and paintings.
- Syd and Grandad explore the island and paint the things that they see. Could you try to produce some of their paintings?
- Draw Syd's view as he is waving goodbye to Grandad at the end of the story.

OR

- Create some jungle-themed music.
- Could you create some musical instruments using natural materials that you might find outdoors?

*appendix: FYI The Write Stuff 'FANTASTICS':*



**FEELING**



**ASKING**



**NOTICING**



**TOUCHING**



**ACTION**



**SMELLING**



**TASTING**



**IMAGINING**



**CHECKING**

**These stickers help the children remember what to write about.**

