

Phonics Planning Week 2 1st March 2021 Miss Galloway's Phonic Group (Year 1)

Monday	Tuesday	Wednesday	Thursday	Friday
<p>Handwriting – practise handwriting the letter <i>j</i>. Write it 3 times. Practise writing the word <i>jam</i>. Make sure all your letter joins start on the line.</p>	<p>Handwriting – practise handwriting the letter <i>e</i>. Write it 3 times. Practise writing the word <i>egg</i>. Make sure all your letter joins start on the line.</p>	<p>Handwriting – practise handwriting the letter <i>l</i>. Write it 3 times. Practise writing the word <i>lip</i>. Make sure all your letter joins start on the line.</p>	<p>Handwriting – practise handwriting the letter <i>f</i>. Practise writing the word <i>fun</i>. Write it 3 times. Make sure all of your letter joins start on the line.</p>	<p>Handwriting – practise handwriting the letter <i>h</i>. Practise writing the word <i>hat</i>. Write it 3 times. Make sure all of your letter joins start on the line.</p>
<p>Spelling – Choose 2 Year 1 Common Exception words (see list at bottom). Learn to spell these words.</p>	<p>Spelling – Choose 2 Year 1 Common Exception words (see list at bottom). Learn to spell these words.</p>	<p>Spelling – Choose 2 Year 1 Common Exception words (see list at bottom). Learn to spell these words.</p>	<p>Spelling – Choose 2 Year 1 Common Exception words (see list at bottom). Learn to spell these words.</p>	<p>Spelling- Test yourself on the 8 common exception words you have learnt this week.</p>
<p>Focus – alternative pronunciation of ‘u’</p> <p>Unit, pull, but</p> <p>Spell the following words: Human, full, fun, unicorn, awful</p>	<p>Focus - alternative pronunciation of ‘u’</p> <p>Union, pudding, us</p> <p>Spell the following words : bus, pudding, stupid, up, sudden</p>	<p>Focus – alternative pronunciation of ‘u’ reading polysyllabic (more than one beat) words e.g. unicorn, pulley, bullock</p>	<p>Focus – Teach alternative pronunciation of ‘ow’ low, growl, show,</p> <p>Spell these words: down, slow, how, gown, tow, brown</p>	<p>Focus - alternative pronunciation of ‘ow’ read polysyllabic words: rowing-boat, downtown</p> <p>Spell these polysyllabic words: glow-worm, window-cleaner</p>

<p>Write a sentence that contains words with alternative 'u' in it.</p> <p>Example: The unicorn had fun making a rainbow.</p> <p>Read the following words: bush, music , up</p> <p>Read the sentence: This music is awful.</p> <p>Practise spelling 'one' 'make' and 'here'</p> <p>Complete the first table at the bottom of this page.</p>	<p>Make a list of words containing alternative 'u'.</p> <p>Write this sentence: He put the pudding in the bowl.</p> <p>Write this sentence down for your child that contain words with alternative pronunciation 'u' and ask your child to read it to you.</p> <p>He can come with us to play music and put the instruments away.</p> <p>Practise spelling 'one' 'make' and 'here'</p>	<p>Can you make a list of words with alternative u that are polysyllabic?</p> <p>Spell these words: human being, pushchair</p> <p>Write the sentence below with words containing alternative u.</p> <p>Push the pushchair along the road.</p> <p>Practise reading these words: Cushion, awful, pudding, sunny, tunic, cuckoo and pushing</p> <p>Write your own sentence containing polysyllabic words with 'u'</p>	<p>Dictate the sentence for your child to write:</p> <p>Slow down!</p> <p>Practise reading these words and then the sentence: low, growl, show, grow</p> <p>The window was low.</p> <p>Practise reading and spelling</p> <p>Phase 2 Tricky Words I no go the into to</p> <p>Scroll down for all phases of tricky words.</p>	<p>Write this sentence: The window is brown.</p> <p>Complete the second table at the bottom of this page.</p> <p>.</p> <p>.</p>
---	--	--	---	---

Year 1 Common Exception words








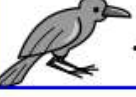















the	his	go	ask
a	has	so	friend
do	I	by	school
to	you	my	put
today	your	here	push
of	they	there	pull
said	be	where	full
says	he	love	house
are	me	come	our
were	she	some	
was	we	one	
is	no	once	

themumeducates.com

Phase 2 to 5 Tricky Words

Phase 2	Phase 3	Phase 4	Phase 5
I	he	said	oh
no	she	have	Mrs
the	we	like	people
to	me	so	their
go	be	do	called
into	you	some	Mr
	are	come	looked
	her	little	asked
	was	one	could
	all	were	
	they	there	
	my	what	
		when	
		out	

u = u	u = ue	u = oo
b_s	_nits	p_t 
br_sh	 _nicorn	f_u 
dr_m	m_sic 	p_u 
l_nch	 t_ba	b_u
 pl_g	f_ture 	b_sh 
p_mping	h_man	c_shion

ow = ou	ow = oa	ow = oa	ow = oa
 br__n	 arr__	 yell__	fl__
cl__n 	bl__ 	barr__ 	kn__
 cr__d	 cr__	 r__	bel__
fl__er 	elb__ 	t__ 	wind__ 
 __l	 m__	 b__	holl__
sh__er 	pill__ 	s__ 	narr__ 
 t__el	 rainb__	 gr__	mead__